


Dazzle Your Guests With These Quick And Easy Tips

Are you looking for quick and easy ways to dazzle your guests? Look no further! In this article, you'll find a variety of tips that will help you create a memorable and stylish event without breaking the bank.



CHEESE & WINE: HOW TO DINE WITH CHEESE AND WINE: Dazzle Your Guests With These Quick And Easy

Tips by Kay Plunkett-Hogge

★★★★☆ 4.8 out of 5

Language : English
File size : 1503 KB
Text-to-Speech : Enabled
Screen Reader : Supported
Enhanced typesetting : Enabled
Word Wise : Enabled
Print length : 20 pages
Lending : Enabled



1. Set the mood with lighting

The right lighting can completely transform the atmosphere of your event. Choose warm and inviting lights for a cozy gathering, or bright and festive lights for a more lively party. You can also use colored lights to create a specific mood, such as blue for a calming effect or pink for a romantic evening.



2. Create a welcoming space

Your guests should feel comfortable and welcome as soon as they arrive. Make sure your home is clean and tidy, and that there is plenty of seating available. You can also add personal touches, such as family photos or artwork, to make your guests feel at home.



Create a welcoming space for your guests.

3. Serve delicious food and drinks

No party is complete without delicious food and drinks! Plan a menu that will appeal to your guests, and make sure to have plenty of options to choose from. You can also get creative with your drinks, and offer a variety of cocktails or mocktails.



4. Add some music

Music can help to create a festive atmosphere and get your guests moving. Choose a playlist that fits the mood of your event, and make sure the volume is at a comfortable level.



Add some music to your event to get your guests moving.

5. Have some fun activities

In addition to food, drinks, and music, you can also provide some fun activities for your guests. This could include games, dancing, or even a movie screening. Just make sure to choose activities that will appeal to your guests and fit the overall tone of your event.




6. Send your guests home with a special treat

As your guests are leaving, give them a small gift as a thank you for coming. This could be a simple favor, such as a candle or a box of chocolates, or something more personalized, such as a photo from the event. Your guests will appreciate the gesture, and it will help them to remember your party fondly.



Send your guests home with a special treat, such as a candle or a box of chocolates.

With a little planning and effort, you can easily dazzle your guests and create a memorable event. Just follow these tips and you're sure to impress your friends and family.




CHEESE & WINE: HOW TO DINE WITH CHEESE AND WINE: Dazzle Your Guests With These Quick And Easy

Tips by Kay Plunkett-Hogge


★★★★☆ 4.8 out of 5

Language : English
File size : 1503 KB
Text-to-Speech : Enabled
Screen Reader : Supported
Enhanced typesetting : Enabled
Word Wise : Enabled
Print length : 20 pages
Lending : Enabled



Unlock Your Financial Future: Discover the Transformative Power of The Socioeconomic Theory of Finance

In a tumultuous and ever-evolving financial landscape, understanding the underlying forces that drive market behavior is paramount. The Socioeconomic Theory of Finance (STF)...



Beyond Segregation: Multiracial and Multiethnic Neighborhoods

The United States has a long history of segregation, with deep-rooted patterns of racial and ethnic separation in housing and neighborhoods. However, in recent...

