

# Edit SAP Data with Ms Access: The Ultimate Guide

SAP is a powerful enterprise resource planning (ERP) software used by organizations worldwide to manage their business processes, including finance, accounting, inventory, and supply chain. Despite its robust functionality, SAP data can sometimes be difficult to edit or manipulate directly within the system itself.

This comprehensive guide will introduce you to Microsoft Access, a versatile database management system that can be used to connect to SAP and edit its data effectively. Whether you're a data analyst, a business user, or simply looking to get more out of your SAP data, this guide has everything you need to know.



## SAP interface programming with RFC and VBA: Edit SAP data with MS Access by Alan Broadbent

★★★★☆ 4.7 out of 5

Language : English  
File size : 12713 KB  
Text-to-Speech : Enabled  
Screen Reader : Supported  
Enhanced typesetting : Enabled  
Print length : 195 pages



## Getting Started

### 1. Install MS Access

To connect to SAP data, you will need a copy of Microsoft Access installed on your computer. You can download a free trial from Microsoft's website. Make sure to choose the 32-bit or 64-bit version that corresponds to your operating system.

## **2. Connect to SAP**

Once you have installed MS Access, you can connect to your SAP system by creating a new database file and selecting "SAP Flat File Sources" as the file type. You will need to provide the necessary connection parameters, including the server name, database name, and logon credentials.

## **3. Import SAP Data**

After connecting to SAP, you can import data into Access by using the "External Data" tab. Select the SAP table you want to import and click the "Import" button. You can choose to import the entire table or only a subset of records.

## **Editing SAP Data**

Once you have imported SAP data into Access, you can edit it like any other table. You can add, delete, or modify rows and fields. You can also use Access's built-in tools to sort, filter, and search your data.

### **1. Add Rows**

To add a new row to an SAP table, simply click the "New" button on the Home tab. You can then enter the appropriate values in the corresponding fields.

### **2. Delete Rows**

To delete a row from an SAP table, select the row and click the "Delete" button on the Home tab. You can also use the "Delete Query" feature to delete multiple rows that meet specific criteria.

### **3. Modify Fields**

To modify a field value, simply click on the cell and enter the new value. You can also use the "Find and Replace" feature to replace all occurrences of a specific value with a new value.

### **Tips and Tricks**

Here are a few tips and tricks to help you edit SAP data with MS Access more efficiently:

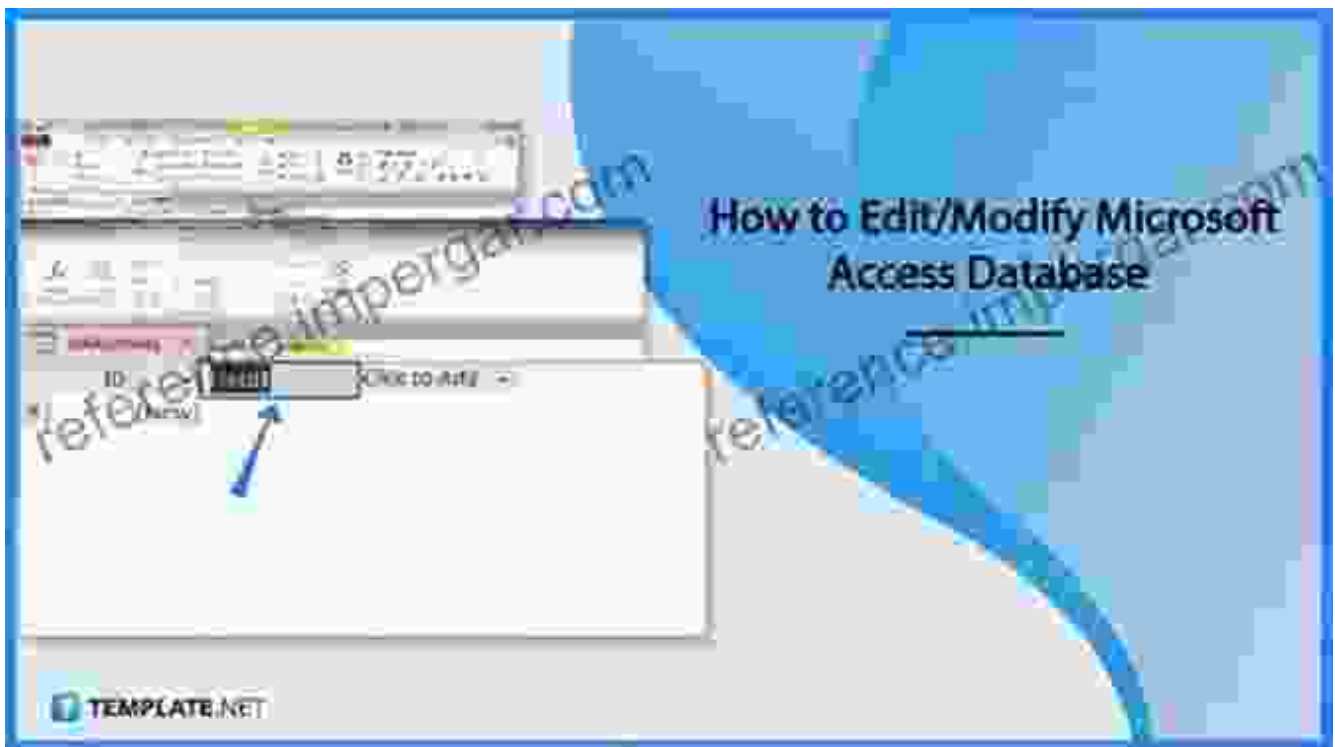
1. Use the "Table Design" view to make changes to the table structure, such as adding or removing fields.
2. Use the "Query" feature to create custom queries that retrieve specific data from SAP.
3. Use the "Macros" feature to automate repetitive tasks, such as importing or exporting data.
4. Use the "Help" menu to access documentation and troubleshooting assistance.

By following the steps and techniques outlined in this guide, you can edit SAP data with MS Access with ease. MS Access provides a powerful and flexible interface for managing and manipulating SAP data, enabling you to get the most out of your enterprise resource planning system.

If you're interested in learning more, check out the book "Edit SAP Data with Ms Access". This comprehensive guide provides in-depth instructions, case studies, and best practices to help you master data management and manipulation in SAP.

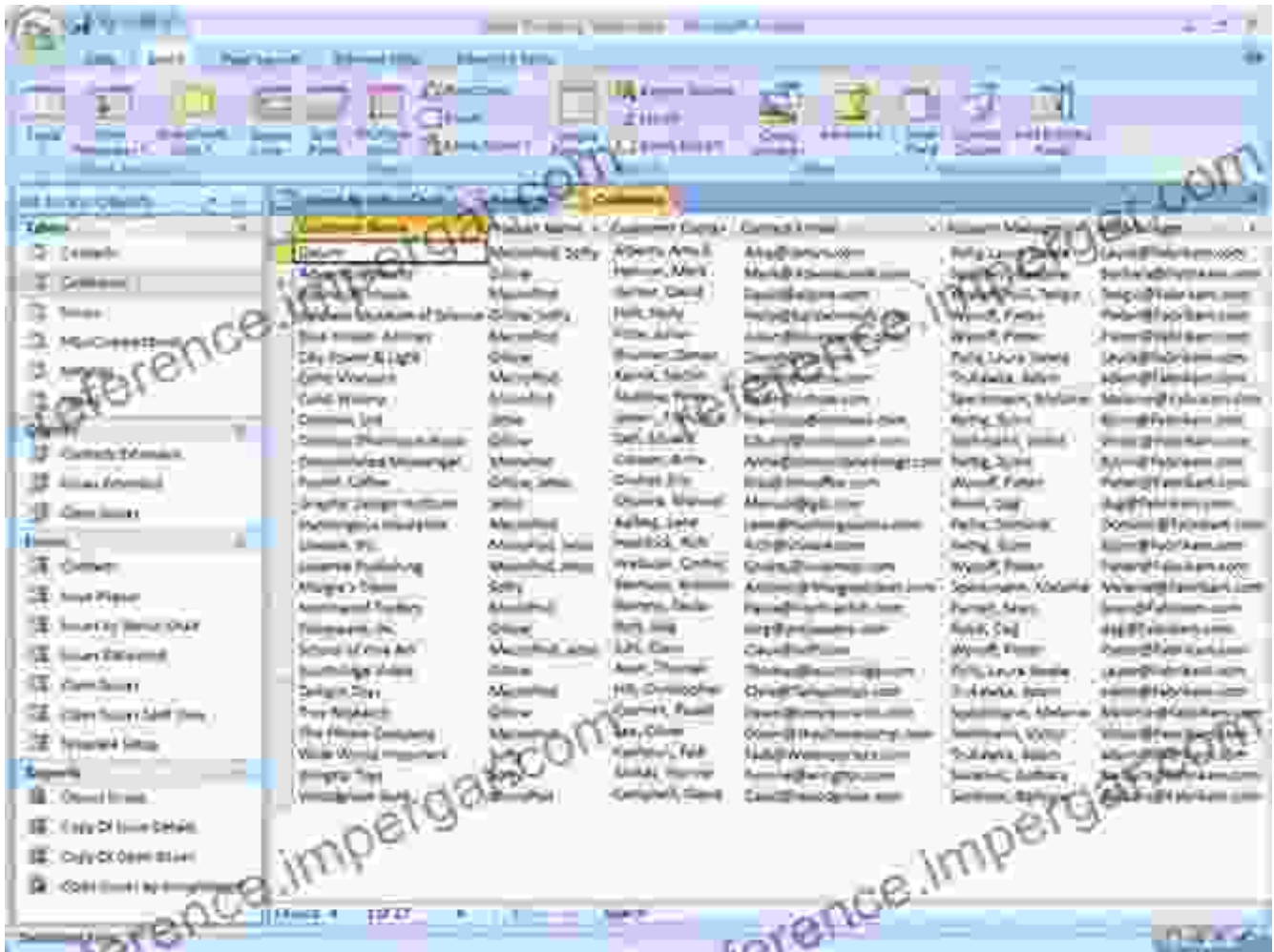
Free Download your copy today and start editing your SAP data like a pro!

### Image Alt Attributes



## How to Edit/Modify Microsoft Access Database






## SAP interface programming with RFC and VBA: Edit

SAP data with MS Access by Alan Broadbent

★★★★★ 4.7 out of 5


Language : English  
 File size : 12713 KB  
 Text-to-Speech : Enabled  
 Screen Reader : Supported  
 Enhanced typesetting : Enabled  
 Print length : 195 pages

**FREE** DOWNLOAD E-BOOK 



## **Unlock Your Financial Future: Discover the Transformative Power of The Socionomic Theory of Finance**

In a tumultuous and ever-evolving financial landscape, understanding the underlying forces that drive market behavior is paramount. The Socionomic Theory of Finance (STF)...



## **Beyond Segregation: Multiracial and Multiethnic Neighborhoods**

The United States has a long history of segregation, with deep-rooted patterns of racial and ethnic separation in housing and neighborhoods. However, in recent...